




BEST BAGGER HANDBOOK

2019



THE COMPETITION IS IN THE BAG!

BESTBAGGER.COM



SPONSOR

**THANK YOU TO
OUR SPONSOR**



PEPSICO



TABLE OF CONTENTS



| | |
|--------------------------------|-----|
| SPONSOR | 1 |
| ABOUT NGA | 3 |
| INTRODUCTION AND HISTORY | 4-5 |

SECTION 1:

GENERAL GUIDELINES AND REGULATIONS

| | |
|----------------------------|-----|
| OBJECTIVE | 6 |
| FORM OF COMPETITIONS | 6 |
| ELIGIBILITY | 6-7 |

SECTION 2:

THE COMPETITION

| | |
|--------------------------|----|
| DRESS | 7 |
| LOCATION | 7 |
| EQUIPMENT | 8 |
| SET-UP | 9 |
| BAGS | 9 |
| EXCEPTION TO RULES | 10 |
| TIME | 10 |
| TIES | 11 |
| SCORING | 12 |
| DROPPED ITEMS | 13 |

SECTION 3:

BEST BAGGER OFFICIALS

| | |
|-------------------|----|
| EMCEE | 14 |
| JUDGES | 14 |
| TIMER | 14 |
| SCOREKEEPER | 15 |
| RE-SETTER | 15 |
| ORGANIZER | 15 |

SECTION 4:

| | |
|---------------------------------|----|
| BEST BAGGER PRIZES | 16 |
|---------------------------------|----|

SECTION 5:

| | |
|--------------------------------------|----|
| BEST BAGGER SPONSORSHIP | 17 |
|--------------------------------------|----|

SECTION 6:

| | |
|-----------------------------|----|
| MEDIA COVERAGE | 18 |
|-----------------------------|----|

SECTION 7:

| | |
|--|-------|
| MOCK BEST BAGGER EVENT TIMELINE | 19-21 |
|--|-------|

SECTION 8:

| | |
|----------------------------|----|
| GROCERY ORDER | 22 |
|----------------------------|----|

SECTION 9:

FORMS

| | |
|-----------------------------------|----|
| MEDIA ADVISORY TEMPLATE | 23 |
| PRESS RELEASE TEMPLATE | 24 |
| COMPETITION HOST ENTRY FORM | 25 |
| CHAMPIONSHIP ENTRY FORM | 26 |
| INDIVIDUAL SCORE SHEET | 27 |



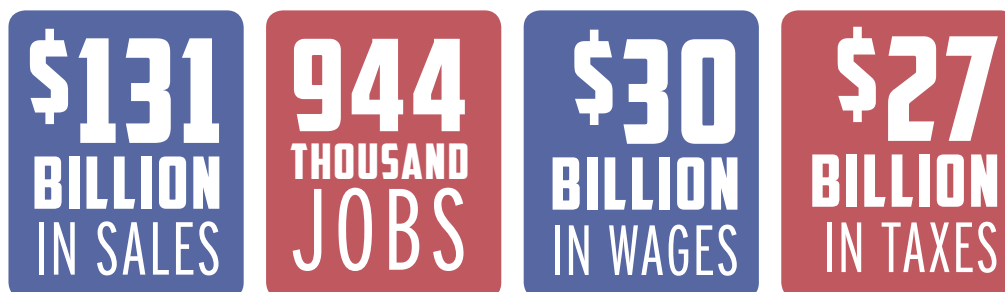
ABOUT



The National Grocers Association (NGA) is the national trade association representing the retail and wholesale grocers that comprise the independent sector of the food distribution industry. An independent retailer is a privately owned or controlled food retail company operating a variety of formats.

NGA members include retail and wholesale grocers, state grocers associations, as well as manufacturers and service suppliers.

THE INDEPENDENT GROCERY
SECTOR IS ACCOUNTABLE FOR
CLOSE TO **1%** OF THE NATION'S OVERALL
ECONOMY AND IS RESPONSIBLE
FOR GENERATING:



NGA MISSION

To ensure independent, community-focused retailers and wholesalers the opportunity to succeed and better serve the consumer through its policies, advocacy, programs, and services.

NGA PHILOSOPHY

To promote diversity in the marketplace through a vibrant independent sector, and thereby increase consumer choice in price, variety, quality, service and value.



INTRODUCTION AND HISTORY

This is a year long competition in which the top grocery baggers in the country compete to be crowned the National Best Bagger Champion at NGA's annual convention, The NGA Show. Contestants are judged on speed, bag-building technique, weight distribution between bags, style, attitude, and appearance.

1983

The American Paper Institute sponsored its first annual bag-packing contest with a grand prize amount of \$1,983.

1987

The first National Grocers Association Best Bagger Championship was held in Dallas, Texas.

2010

The NGA Board of Directors voted to switch from paper and plastic bags to reusable bags. This was in response to the increase in consumer popularity of reusable bags around the country. That year NGA also increased the grand prize to \$10,000.

2013

In 2013, PepsiCo became the official title sponsor of the National Best Bagger Championship.



2020

2020 Best Bagger Championships
February 23-26, 2020
**San Diego Convention Center,
San Diego, CA**

2019

2019 Best Bagger Championship
Monday, February 25, 2019 **San
Diego Convention Center,
San Diego, CA**



NGA'S BEST BAGGER CHAMPIONSHIP HALL OF FAME

| YEAR | WINNER | STORE | STATE |
|------|--------------------|----------------------------|--------------|
| 1987 | Jorge Baca | Fiesta Mart No. 4 | Texas |
| 1988 | Kelly Larrabee | Raley's Supermarket | California |
| 1989 | Caren Callaghan | Olsen's Food Store | Washington |
| 1990 | Mark Cutshall | Baker's IGA | Ohio |
| 1991 | Keith Palch | Hartville IGA | Ohio |
| 1992 | Kris Gossett | Marsh's West Jackson Store | Indiana |
| 1993 | Bob Dropinski | Baker's Supermarket | Nebraska |
| 1994 | Jeff Stearns | Fareway Stores, Inc. | Iowa |
| 1995 | Brad Boudreaux | Rouses | Louisiana |
| 1996 | Mike Dahm | Fareway Stores, Inc. | Iowa |
| 1997 | Allen Weimerskirch | Fareway Stores, Inc. | Iowa |
| 1998 | Frank Urbanic | Tops Markets | Ohio |
| 1999 | Gwenn Honda | Ralph's Grocery Company | California |
| 2000 | Mike Mechura | Fareway Stores, Inc. | Iowa |
| 2001 | Micah Crapo | Smith's Food & Drug Stores | Utah |
| 2002 | Dawn Marshall | Pathmark Stores | Pennsylvania |
| 2003 | Darcie Berndt | Martin's Super Markets | Indiana |
| 2004 | Tina Tasso | The Kroger Co. | Georgia |
| 2005 | Emily Jensen | Macey's | Utah |
| 2006 | Jason Zitko | Dierbergs Central Office | Missouri |
| 2007 | Brian Bay | Macey's | Utah |
| 2008 | Erika Jensen | Macey's | Utah |
| 2009 | Francisco Palacios | Fry's Food and Drug Stores | Arizona |
| 2010 | Kyle Perry | Martin's Super Markets | Indiana |
| 2011 | Krystal Smith | Hannaford Supermarkets | Vermont |
| 2012 | Stephanie Teteak | Larry's Piggly Wiggly | Wisconsin |
| 2013 | Andrew Boracchini | Metropolitan Markets | Washington |
| 2014 | Andrew Hadlock | Macey's | Utah |
| 2015 | David Tochinsky | Rousauers Supermarkets | Washington |
| 2016 | Candice Lastimado | Metropolitan Markets | Washington |
| 2017 | Brady Long | Buehler's | Ohio |
| 2018 | Trevor DeForest | Fareway Stores, Inc. | Iowa |



SECTION 1:

GENERAL GUIDELINES AND REGULATIONS



OBJECTIVE:

- To encourage the teaching and development of the particular knowledge and skills of successful bagging and customer service.
- To provide the opportunity for all supermarket operators to organize Best Bagger competitions, thereby promoting knowledge and interest in successful bagging and customer service skills.
- To promote good organization, fair competition, and good sportsmanship through friendly competition.
- To incorporate customer service knowledge and skills into the learning experience of bagging groceries.

Organizers should encourage staff that spends **at least forty percent** of their time at work in the front-end, bagging customers' groceries to compete in a Best Bagger competition. A Best Bagger competition has served its purpose **when the baggers have learned better bagging techniques, sportsmanship, and customers service skills.**

These rules will apply for the 2019 competition year and beyond until further revision or amendment. Any contingency not covered herein should be referred to the National Grocers Association Best Bagger Coordinator. These rules are intended to establish standards for Best Bagger competitions while allowing flexibility in state and retailer level organizations.

FORM OF COMPETITIONS

1. Organizers are free to hold as many competitions as they wish.
2. Competitions may be organized over a period of one or two days if necessary.
3. Organizers are encouraged to hold competitions in "heats" with multiple baggers competing against each other at a time.
4. Organizers are required to hold a "Bag Off" contest if there are multiple winners in a state to determine who will represent the state at the National Best Bagger Championship.

ELIGIBILITY

1. There shall be only one bagger allowed to compete from each state at the National Best Bagger Championship.
 - a. Organizers with store locations in multiple states may enter a bagger from any state where their organization has locations.
 - b. Baggers do not have to hold residency within the state they are representing at the National Best Bagger Championship.



SECTION 2: THE COMPETITION


2. State Associations holding a state-wide contest shall only accept contestants from companies in their state.
 - a. There shall be only one contestant per retail location.
 - b. If there is more than the number allotted per company, a “Bag Off” must be held at the company level to determine the contestant(s) for the state event.
3. All contestants must be of legal working age in their home state.
4. **A bagger's primary duties must be classified as front-end staff and must spend at least 40% or more of their time at work bagging groceries.**
5. Previous National Best Bagger Champions are not eligible to compete.
6. Due to the location of the National Best Bagger Championship, baggers 20 years old or younger shall have at least one chaperone who must be at least 21 years of age.

DRESS

All contestants should present a neat appearance in uniform during a Best Bagger competition.



**ACCEPTABLE
DRESS**



**UNACCEPTABLE
DRESS**

THE PERFECT BAGGING LOCATION

When organizing a Best Bagger competition, it is important to have the competition space that fits the organizer. What may work for a state association may not work for a retailer- and that is OK! Make sure that you have a designated area for contestants to gather and wait their turn, ample space for the judges to weigh and calculate the heats, as well as an area for the audience to observe. Below is a list of example locations and venue possibilities for competitions of all sizes.

- Store front parking lot
- State fair
- Church parking lot
- Local food bank
- Local high-school parking lot
- Store check stands
- Local mall parking lot or indoor space
- Convention center



THE COMPETITION



BEST BAGGER EQUIPMENT

The National Grocers Association encourages every Best Bagger competition organizer to be creative with their contest while following the rules. **Whatever an organizer decides to do must be the same for all contestants. Below is a list of required and optional equipment needed to host a Best Bagger competition.**

REQUIRED EQUIPMENT



Tables or check stands for each bagger in a heat



Microphone and sound/PA system



Racks to hold bags open



At least two electronic scales



At least two calculators



A stopwatch for each timer



Score sheets



Reusable bags for heat



Two complete sets of groceries per check stand



Grocery item labels for each check stand

OPTIONAL EQUIPMENT

- Whistle
- Decorations
- Contest t-shirts/ uniforms for the organizer's Best Bagger team
- Signs acknowledging event sponsors





THE COMPETITION

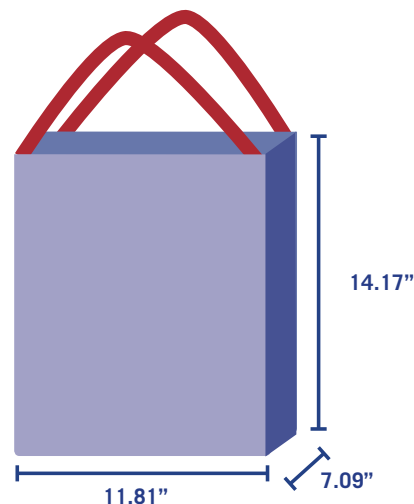
CHECK STAND SET-UP

Best Bagger organizers must do the same check stand set-up for each contestant. Each contestant will bag identical grocery orders consisting of 30 to 38 commonly purchased items. A recommended grocery list is provided for you in this handbook on page 22. Below you will find an example of a proper check stand set-up of grocery items with labels.



BAGS

Organizers may choose to do two rounds each with different types of bags, plastic and reusable, to determine which bagger is the winner of their competition. **It is highly encouraged to use only reusable bags at all levels of Best Bagger competitions since reusable bags are used at the National Best Bagger Championship.** The dimensions of the bags used at the National Best Bagger Championship are 14.17 x 11.81 x 7.09 - length x width x side gusset. Once a winner has been determined to represent your state at the National Best Bagger Championship, NGA will send each state winner bags to begin practice for the National Best Bagger Championship.



! EXCEPTION TO RULES

It is recognized that some limitations may from time to time exist, which make it impossible or impractical for a Best Bagger competition to fully comply with the rules set forth in this handbook. In such cases, the organizer of a Best Bagger competition shall make every effort to comply with the intent of these rules if an exception must be made. The organizer should use restraint in making “house rules” and do so only if it is in the best interest of the baggers and the event.


TIME:

How quickly a bagger bags his/her grocery order properly is an important factor in determining a winner of a Best Bagger competition. No heat should last longer than two minutes.

A timer shall begin the stopwatch when the emcee starts the heat with a verbal command, and stop the stopwatch when the bagger has raised his/her hands above his/her head. Once the bagger has raised his/her hands above his/her head, his/her time will stop and they will not be allowed to touch the check stand or bags. If a bagger partially raises his/her hands not above his/her head the time will continue and he/she can pick up any missed items and place them in a bag, and then raise his/her hands above his/her head stopping the time.

Below you will find a broken-down list of average time per possible points. This is also located in the back of this handbook on the Best Bagger Individual Score Sheet.

| TIME | POINTS |
|-----------------------|--------|
| 00:00 - 53:00 seconds | 10 |
| 53:01 - 57:00 seconds | 9 |
| 57:01 - 61:00 seconds | 8 |
| 61:01 - 69:00 seconds | 7 |
| 69:01 - 73:00 seconds | 6 |
| 73:01 - 77:00 seconds | 5 |
| 77:01 - 81:00 seconds | 4 |
| 81:01 - 85:00 seconds | 3 |
| 85:01 - 89:00 seconds | 2 |
| 89:01 or more seconds | 1 |





THE COMPETITION

TIES

A tie score situation is relevant in two situations.

1. Preliminary Heat Tie

When two or more baggers are tied for the finals.

- Total points the baggers earned for **speed** will determine the winner.
(Should a tie remain at this point)
- The bagger with the most points for building **technique** will be declared the winner.
(Should a tie remain at this point)
- The two baggers must bag again in a tie-breaker heat for final elimination.

2. Final Heat Tie

- Should there be a tie for first place, those baggers who are tied would take part in a tie-breaker heat. The tie-breaker heat would follow all procedures as in any other heat.
- Should there be a tie for a second and third place, follow the steps mentioned above under Preliminary Heat Tie.




SCORING

The bagger who scores the most points shall win the contest. Baggers are awarded points based off of speed, proper bag building technique, distribution of weight between bags, style, attitude and appearance. Below you will find a breakdown of points for each category. A Best Bagger Individual Score Sheet can be found on page 27.

Speed = 10 points total

Proper Bag Building Technique = 10 points total


1. Cans and jars on the bottom of the bags (no cans on top of cans, jars on top of cans or other jars)
2. Boxes on the sides or walls of the bags (cannot be lying flat)
3. Crushable items on top of the bag
 - a. Eggs
 - b. Bread
 - c. Chips
4. "Filler" items are in spaces between items
 - a. Bag of sunflower seeds
 - b. Seasoning package
 - c. Jell-O boxes
5. No glass bottles next to each other (filler item separating them)
6. Bottles and other glass-encased items are in the center of the bag
7. Items are damaged (bent, torn, or dented)
8. Bags are disorderly (items just thrown in the bag)
9. Items left on the check stand (one point deducted for each item left on the check stand)
10. Bag or bags left on the rack(s)



Distribution of Weight Between Bags = 5 points total

To calculate the score, weigh each bag and record the weight. Subtract your lightest bag weight from your heaviest bag weight. Then subtract the difference you just found from the total possible points.

- Example: the heaviest bag weighs 13.15 pounds. The lightest bag weighs 12.05 pounds. The weight difference between the two bags is 1.1 pounds. Subtract this difference from the total possible points ($5.00 - 1.1 = 3.9$). The total points to be awarded is 3.9.





THE COMPETITION

Style, Attitude and Appearance = 5 points total

All contestants should present a neat appearance, be polite, and convey a customer- oriented attitude. Contestants will be judged in part on their composure and self-confidence.

DROPPED ITEM DURING HEAT

A bagger must pick up any dropped item. The one exception is when an item falls from the stage. In the interest of safety, we do not want the bagger diving after the item. In this case, an automatic one-point deduction will be taken from the “Bag Building Technique” score for that heat.



SECTION 3: BEST BAGGER OFFICIALS



To insure the organizer has a successful Best Bagger competition, it is important to have a reliable Best Bagger team to help you. Below you will find a list of positions you will need to fill to create your Best Bagger team.

1. Emcee

- a. The perfect person for an emcee position is someone who enjoys speaking in front of a group. An ideal candidate might be a senior official in the organization, someone involved in the community, a local radio host, or a Member of Congress.
- b. Duties of an emcee are:
 - i. Explain the purpose of the Best Bagger competition
 - ii. Review the judging criteria
 - iii. Introduce each bagger
 - iv. Provide running entertaining commentary during the Best Bagger competition
 - v. Interview the baggers after each heat
 - vi. Make sure the judges, timers, and baggers are ready before beginning each heat
 - vii. Start each heat with a verbal command
 - I. Example: "Ready! Set! Bag!"
 - II. **Must start each heat exactly the same**



2. Judges

- a. You will need two judges for your competition. Judges must be fair, consistent and impartial. An ideal candidate might be someone who has bagging experience. Do not have a judge for each check stand.
- b. Duties of a judge are:
 - i. Complete the **bagging technique section** on the score sheet
 - ii. Weigh each bag on the scale provided
 - iii. Write down the weight of each bag on the score sheet before handing the completed score sheet to the scorekeeper



3. Timer

- a. You will need one timer per check stand. Timers are responsible for keeping time of each heat and are able to help re-set the groceries on the check stands if you do not have a designated re-setter. **Timers do not move or touch the bags.**
- b. Duties of a timer are:
 - i. Timers start the stop watch when the emcee gives the verbal command
 - ii. Timers stop the stop watch when the contestant has raised his/her hands above their head
 - iii. When the heat is completed, the timer writes down the baggers time on the score sheet then places it on top of one of the bags for the judges
 - iv. When the heat is completed, the timer writes the check stand number on the bags so the judges know which bags belong to which bagger






BEST BAGGER OFFICIALS


4. Scorekeeper

- a. You will need at least two scorekeepers. Scorekeepers are responsible for assisting the judges with tallying up the final scores.
- b. Duties of a Scorekeeper are:
 - i. Fill out a score sheet for each bagger and place it at the check stand prior to the beginning of each heat
 - ii. Add up the total of points on the score sheet after the judge turns them in and check the scores with the other scorekeepers
 - iii. At the end of preliminary heats the scorekeepers present the four to five highest scores to the emcee so the baggers can be announced to “Bag Off” in the final heat



5. Re-Setter

- a. **This is an optional position.** You will need one person per check stand to assist the timer and judges when it comes to re-setting the grocery order for the next heat.
- b. Duties of a re-setter are:
 - i. Remove the already weighed bags to a holding area for easier access of the grocery order to prepare them for re-setting
 - ii. Re-set the grocery order before each heat
 - iii. Exchange any damaged groceries as needed in the grocery order before each heat
 - iv. Assist the Timers and judges if they need it in calculating the score



6. Organizer

- a. An organizer is the Best Bagger competition coordinator. An organizer is responsible for all aspects of the Best Bagger competition that is being held.
- b. Duties of an organizer may or may not include:
 - i. Appoint a Best Bagger team and make sure they are familiar with the rules
 - ii. Find a location for the Best Bagger competition
 - iii. Oversee the budget plan
 - iv. Obtain sponsorship if necessary
 - v. Provide a handbook to all contestants
 - vi. Turn in the appropriate forms to the National Grocers Association found on their website
 - vii. Determine prizes and awards
 - viii. Market the competition
 - ix. Recruit baggers to compete
 - x. Provide equipment necessary to host a Best Bagger competition
 - xi. Collect entry forms from each contestant prior to the Best Bagger competition
 - xii. Provide NGA with total number of contestants competing in your competition



SECTION 4: BEST BAGGER PRIZES



Awards for preliminary and state competitions are very flexible. Ideally, the winner should have the opportunity to advance to the next stage of the competition such as the state or national competition. The winner from every state will receive a certificate and cash prize of \$250.00 from the National Grocers Association to be mailed after the conclusion of The NGA Show.

Prizes can include:

- Cash
- Best Bagger t-shirt
- Ribbon
- Trophy
- Travel expenses to the National Best Bagger Championship



CASH PRIZES

Cash Prizes for the National Best Bagger Championship winners are awarded after The NGA Show in the amounts listed below:

- National Champion: **\$10,000.00**
- First Runner Up: **\$5,000.00**
- Second Runner Up: **\$1,000.00**
- Third Runner Up: **\$1,000.00**
- Fourth Runner Up: **\$1,000.00**



SECTION 5: BEST BAGGER SPONSORSHIP

Whether you are organizing a local level competition or a state-wide competition sponsorship opportunities are mutually beneficial. A sponsor benefits from either advertising, public awareness, product sales or some combination of these and you will benefit by having the burden of expenses lifted. Below you will find a guide for obtaining the appropriate type of sponsorship for your event.

1. The first step an organizer should take in planning a Best Bagger competition is figuring out the overall budget. What will it cost or items will you need to organize a successful competition? Once you have a budget set in place then you can determine just how much you will need from a sponsor or a combination of sponsors.
2. Create a list of target sponsorship prospects. This could be compiled of former contestants, local connections such as a radio station, and wholesalers.
3. Once you have a target list, plan what you are committing in return to your potential sponsor. This could be anything such as product placement, signage, logos in a program or on the website/through social media. Customize your commitment appropriately to fit the sponsor.
4. Create a compelling sponsor proposal. Make sure this letter/email contains the story behind your organization and the Best Bagger competition. As well as the sponsor benefits, your marketing plans, media opportunities, and the sponsor fees.
5. Customize each sponsor proposal to fit the intended audience.
6. Always thank your sponsors during and after the competition.
7. After the competition, be sure to ask for their commitment to sponsor next year's competition too!

If you are struggling to secure a sponsor for your Best Bagger competition, contact NGA for assistance.



PEPSICO



SECTION 6: MEDIA COVERAGE



The National Grocers Association highly recommends that you tell your story to local newspapers, tv stations and local radio stations. Local news outlets are easier to obtain coverage, as they focus on such a niche area, and your story involves the community relevant to their audience. To ensure coverage, contact at least fifteen to twenty media outlets- TV, newspapers, online news, and radio stations are all great places to start with. The more people you pitch to, the more likely you are to have your competition covered.

Items that can be helpful if you are wanting media coverage for your Best Bagger competition are listed below.

1. Media Advisory

- A media advisory alerts the media to upcoming events. This is an invitation that answers only the important questions: Who, What, When, Where, and Why
- Make sure you include contact information in your media advisory for the reporters to get more information for their pieces and the contact information you would like to be published
- Submit an media advisory two to four days prior to your Best Bagger competition

2. Press Release

- A press release should read like an article, with quotes and facts, to stimulate possible pick-up by small papers and to generate print and broadcast reports at larger outlets
- A press release creates an image and story that journalists can use alone or use as background when writing a story
- Submit a press release the day after your Best Bagger competition

The National Grocers Association has provided templates to use when contacting your local media. You can find these at the end of the Best Bagger Handbook on page 23 & 24. If you need help with social media, contact the National Grocers Association for assistance.





— SECTION 7: MOCK BEST BAGGER EVENT TIMELINE —

A key element in planning a successful, stress-free Best Bagger competition, is allowing enough time for both preparation and execution. What may work for a large State Association may not work for a retailer, so below you will find a sample time schedule that will serve as a guideline for both. Don't forget that one of the main points of this competition is to have fun — so make this competition your own!

Two to three months before the competition

1. Choose a location for your competition
 - a. You will need ample space for all of the following:
 - Equipment- tables, products, etc.
 - Contestants
 - Emcee
 - Timers/Re-Setters
 - Scorekeepers
 - Judges
 - Cheerleaders/Spectators
 - b. Example locations:
 - State Fairs
 - Parking Lots
 - Convention Centers
 - Community Theaters
 - Warehouse
2. Announce the competition to your employees via flyers or internal memos
 - a. Include:
 - Rules
 - Judging Criteria
 - Entry Form (for internal competitions)
 - Any incentives you may have as a prize for the winner
3. Turn in the appropriate Best Bagger competition form to the National Grocers Association's Best Bagger Coordinator at bestbagger@nationalgrocers.org



2019 BEST BAGGER COMPETITION HOST ENTRY FORM

Please print neatly and complete the form below with details regarding your state Best Bagger Competition. If you have any questions, please call the National Grocers Association at (733) 316-0700 or email bestbagger@nationalgrocers.org.

Organization Name: _____
State(s)/Area(s) represented: _____
Contest Contact Name: _____
Email: _____
Phone Number: _____
Mailing Address: _____
City: _____ State: _____ Zip: _____

☐ **YES**, We plan on holding a Best Bagger Competition this year. Our competition is scheduled for the following date and location:
Date: _____
Time: _____
Location: _____
Web link to participation information: _____

☐ **NO**, Our company will not host a Best Bagger Competition this year.

Please email this form back to the National Grocers Association at bestbagger@nationalgrocers.org.

MOCK BEST BAGGER EVENT TIMELINE



Six weeks before the competition

1. Encourage your employees who spend at least 40% of their time bagging to enter the competition.
 - a. Having trouble getting employees excited? Check out the following ideas to help gather support:
 - Prize for the winner
 - Give your contest a theme
 - Add a "spirit" award
 - Remind your employee that they have the opportunity to compete at the NGA National Best Bagger Championship in San Diego and vie for \$10,000.00 in prize money
2. Begin recruiting your Best Bagger team
 - a. You will need the following:
 - One emcee
 - Two judges
 - One person as a timer/re-setter per check stand
You may need to wait until a week prior to the competition, so ask for volunteers for this role later since it depends on how many baggers you have competing per heat
 - Two scorekeepers
Again, you may need to wait until a week prior to the competition, so ask for volunteers for this role later since it depends on how many baggers you have competing per heat
3. **Publicize your Best Bagger competition to the press and advertise on social media platforms. Need help? Let us know! NGA is happy to assist you with marketing initiatives.**

Four weeks before the competition

1. Announce your Best Bagger competition to your customers
 - a. NGA is more than happy to assist you in creating promotional items for you to use in your store and/or on social media platforms
2. Invite your local and state representative to come to your Best Bagger competition
3. Double check that you have all that you need to run a successful Best Bagger competition

One week before the competition

1. Send out media advisories and press releases to your local media
2. Send rules and judging instructions to judges
3. Double check that you have everything you need to run a successful and fun Best Bagger competition





MOCK BEST BAGGER EVENT TIMELINE

Two hours before the competition

1. Set up your Best Bagger competition space
 - a. Don't forget your product labels!
 - b. See page 9 of the Best Bagger Handbook for examples of proper set-up
2. Check to make sure that all equipment works properly

One hour before the competition

1. Best Bagger team arrives
2. Go over the rules with your Best Bagger team
3. Do an example heat so that your Best Bagger team knows what to expect

Thirty minutes before the competition

1. Baggers arrive
2. Review the rules with your Best Bagger contestants
3. Most importantly....Have fun!




SECTION 8: GROCERY ORDER



Each contestant will bag identical grocery orders consisting of 30 to 38 commonly purchased items. Feel free to use this list or make up your own. **No advance grocery order will be available for the 2019 National Best Bagger Championship.**

| ITEM | QUANTITY |
|---|----------|
| 13 oz. glass jar of jelly/jam | 2 |
| 16 oz. glass jar of pickles | 1 |
| 6 oz. box of Crunch'n Munch | 1 |
| 17.4 oz box of popcorn | 1 |
| 7.3 oz. box of Instant Hot Cocoa | 1 |
| 11.7 oz. box of crackers | 1 |
| 20 oz. box of cereal | 1 |
| 6 oz. can of cooking spray | 1 |
| 15 oz. cans of Chef Boyardee Beefaroni | 2 |
| 6 oz. can of tomato paste | 2 |
| 15 oz. cans of soup | 2 |
| 28 oz. cans of corn/peas | 2 |
| 14.5 oz. can of Chef Boyardee Spaghetti & Meatballs | 1 |
| 12 oz. plastic container of mustard | 1 |
| 7 oz. can of Reddi Whip | 1 |

| ITEM | QUANTITY |
|---------------------------------------|----------|
| Loaf of bread | 1 |
| 8 oz. bag of pretzels | 1 |
| 11.3 oz. can of coffee | 1 |
| 96 oz. mini 8 pack of soda | 1 |
| 16 oz. bag of chips | 1 |
| Dozen Large eggs | 1 |
| 16.3 oz. plastic bottle of Wesson Oil | 1 |
| 6.41 oz. container of Pringles | 1 |
| 1.62 oz. packet of seasoning | 2 |
| 6 oz. bag of sunflower seeds | 1 |
| Slim Jim Beef Stick | 1 |
| Roll of paper towels | 1 |
| 18 oz. package of cookies | 1 |
| Box of Jell-O pudding | 2 |
| 2.46 oz. container of oatmeal | 1 |





SECTION 9: FORMS

MEDIA ADVISORY TEMPLATE

FOR IMMEDIATE RELEASE: CONTACT:
[DATE] [CONTACT INFO]

MEDIA ADVISORY

[STATE ASSOCIATION/STORE NAME] to Hold [STATE/AREA]'s Best Bagger Competition

Winner will compete for \$10,000 Grand Prize at National Championship

WHAT: [STATE ASSOCIATION/STORE NAME] will host the [STATE/AREA]'S [XX]th annual Best Bagger Competition for supermarket employees, demonstrating a superior core customer service skill in a friendly competition.

WHEN: [DATE] at [TIME]

WHERE: [STATE ASSOCIATION/STORE NAME]
[ADDRESS]

WHO: Best Bagger competitors representing large regional food retailers as well as small local operators from throughout the state will vie for a chance to face-off against other Best Baggers from across the county and claim the title of the National Grocers Association Best Bagger Champion.

CONTACT: [NAME], [EMAIL], [PHONE NUMBER]

DETAILS: In addition to a year's worth of "bagging rights," [STATE/AREA]'s crowned Best Bagger will go on to compete at the national championship, held in February 2019, in San Diego, CA for a \$10,000 grand prize.

For more information on the NGA National Best Bagger Competition, visit www.bestbagger.com.



PRESS RELEASE TEMPLATE

[INSERT State Association/Host Name] Holds [INSERT State] Best Bagger Competition

Winner will compete for \$10,000 Grand Prize at the NGA Best Bagger Championship

{CITY, STATE} – Competing against ## other competitors from across the state, [NAME] of [STORE] in [CITY, STATE] took home first place of the [INSERT STATE] Best Bagger Competition.

[NAME] will go on to compete at the National Grocers Association (NGA) Best Bagger Championship, at NGA's annual convention, The NGA Show, held February 2019, in San Diego, CA.

Contestants are judged by speed of bagging, proper bag-building technique, weight distribution in the bag, as well as style, attitude and appearance.

In addition to taking home “bagging rights” for the year, the national winner will be awarded with the \$10,000 grand prize. The runner-up bagger receives \$5,000, while third to fifth place contestants each win \$1,000 cash prizes.

The NGA Best Bagger Championship, generously sponsored by PepsiCo, is the culminating event of a yearlong nationwide contest, in which the winning contestant from each participating state is eligible to compete in the annual national Best Bagger Championship.

About NGA

The National Grocers Association (NGA) is the national trade association representing the retail and wholesale grocers that comprise the independent sector of the food distribution industry. An independent retailer is a privately owned or controlled food retail company operating a variety of formats. The independent grocery sector is accountable for close to 1% of the nation's overall economy and is responsible for generating \$131 billion in sales, 944,000 jobs, \$30 billion in wages, and \$27 billion in taxes. NGA members include retail and wholesale grocers, state grocers associations, as well as manufacturers and service suppliers. For more information about NGA, visit www.nationalgrocers.org.



2019 BEST BAGGER COMPETITION HOST ENTRY FORM

Please print neatly and complete the form below with details regarding your state Best Bagger competition. If you have any questions, please call the National Grocers Association at (703) 516-0700 or email bestbagger@nationalgrocers.org.

Organization Name: _____

State(s)/Area(s) represented: _____

Contest Contact Name: _____

Email: _____

Phone Number: _____

Mailing Address: _____

City: _____ **State:** _____ **Zip:** _____

☐ **YES,** We plan on holding a Best Bagger competition this year. Our competition is scheduled for the following date and location:

Date: _____

Time: _____

Location: _____

Web link to participation information: _____

☐ **NO,** Our company will not host a Best Bagger competition this year.

Please email this form back to the National Grocers Association at bestbagger@nationalgrocers.org



NATIONAL BEST BAGGER CHAMPIONSHIP ENTRY FORM

Please print neatly and complete the form below. If you have any questions, please call the National Grocers Association at (703) 516-0700 or email bestbagger@nationalgrocers.org.

SPONSORING CONTESTANT:

State Association, Retailer, Wholesaler

Mailing address: _____

City: _____ State: _____ Zip: _____

Contest Coordinator: _____

Phone: (____) _____ Email Address: _____

What prizes does your state/retailer give the winner? _____

CONTESTANT'S RETAILER:

Mailing address: _____

City: _____ State: _____ Zip: _____

Point of Contact: _____

Phone: (____) _____ Email address: _____

Company President: _____ Email address: _____

BEST BAGGER CONTESTANT:

Home address: _____

City: _____ State: _____ Zip: _____

Home Phone: (____) _____ Cell Phone: (____) _____

Email address: _____ Age: _____

Number of years bagging: _____

Year in high school/college: _____

Contestant fun fact: _____

Why are you passionate about becoming the Best Bagger, and how do you plan on preparing for the championship? Information provided may be used for press releases, website announcements, marketing materials, and social media posts.

Submit form to: bestbagger@nationalgrocers.org once you have selected a winner.



INDIVIDUAL SCORE SHEET

Contestant Name: _____ Check Stand # _____
 Store Name: _____

| SKILL | | POINTS POSSIBLE | POINTS AWARDED | | | | | | | | | | | | | | | | | | | | | | | | |
|--|--------|-----------------------|----------------|------|--------|-----------------------|----|-----------------------|---|-----------------------|---|-----------------------|---|-----------------------|---|-----------------------|---|-----------------------|---|-----------------------|---|-----------------------|---|-----------------------|---|----|--|
| SPEED TIME: _____ <table border="1"> <thead> <tr> <th>TIME</th> <th>POINTS</th> <th>TIME</th> <th>POINTS</th> </tr> </thead> <tbody> <tr> <td>00:00 - 53:00 seconds</td> <td>10</td> <td>73:01 - 77:00 seconds</td> <td>5</td> </tr> <tr> <td>53:01 - 57:00 seconds</td> <td>9</td> <td>77:01 - 81:00 seconds</td> <td>4</td> </tr> <tr> <td>57:01 - 61:00 seconds</td> <td>8</td> <td>81:01 - 85:00 seconds</td> <td>3</td> </tr> <tr> <td>61:01 - 69:00 seconds</td> <td>7</td> <td>85:01 - 89:00 seconds</td> <td>2</td> </tr> <tr> <td>69:01 - 73:00 seconds</td> <td>6</td> <td>89:01 or more seconds</td> <td>1</td> </tr> </tbody> </table> | | TIME | POINTS | TIME | POINTS | 00:00 - 53:00 seconds | 10 | 73:01 - 77:00 seconds | 5 | 53:01 - 57:00 seconds | 9 | 77:01 - 81:00 seconds | 4 | 57:01 - 61:00 seconds | 8 | 81:01 - 85:00 seconds | 3 | 61:01 - 69:00 seconds | 7 | 85:01 - 89:00 seconds | 2 | 69:01 - 73:00 seconds | 6 | 89:01 or more seconds | 1 | 10 | |
| TIME | POINTS | TIME | POINTS | | | | | | | | | | | | | | | | | | | | | | | | |
| 00:00 - 53:00 seconds | 10 | 73:01 - 77:00 seconds | 5 | | | | | | | | | | | | | | | | | | | | | | | | |
| 53:01 - 57:00 seconds | 9 | 77:01 - 81:00 seconds | 4 | | | | | | | | | | | | | | | | | | | | | | | | |
| 57:01 - 61:00 seconds | 8 | 81:01 - 85:00 seconds | 3 | | | | | | | | | | | | | | | | | | | | | | | | |
| 61:01 - 69:00 seconds | 7 | 85:01 - 89:00 seconds | 2 | | | | | | | | | | | | | | | | | | | | | | | | |
| 69:01 - 73:00 seconds | 6 | 89:01 or more seconds | 1 | | | | | | | | | | | | | | | | | | | | | | | | |
| DISTRIBUTION OF WEIGHT BETWEEN BAGS Weigh each bag and record each weight on this form. Take the heaviest bag weight, minus the lightest bag weight and subtract the difference from the total possible points. EXAMPLE: Heaviest bag 13.15lbs. Total possible points 5.00 Lightest bag 12.05lbs. Weight difference -1.1 Weight difference -1.1 Total points to award 3.9 | | 5 | | | | | | | | | | | | | | | | | | | | | | | | | |
| PROPER BAG BUILDING TECHNIQUE One point for each Yes circled Yes Total _____ Y N Cans and jars on the bottom of the bags (no cans on top of cans, jars on top of cans or other jars)? Y N Boxes on the sides or walls of bags (cannot be lying flat)? Y N Placed crushable items, such as bread, eggs, bags of chips on top of the bag? Y N "Filler" items in spaces between items (e.g., bag of sunflower seeds, seasoning package, Jell-O Box)? Y N No glass bottles next to each other (filler item separating them)? Y N Bottles and other glass-encased items are in the center of the bag? One point for each No circled No Total _____ Y N Items are damaged (bent, torn, or dented)? Y N Bags are disorderly (items just thrown in the bag)? Y N Item(s) left on the check stand? (1 point deducted for each item left on check stand) Y N Bag or bags left on the rack(s)? | | 10 | | | | | | | | | | | | | | | | | | | | | | | | | |
| STYLE, ATTITUDE AND APPERANCE All contestants should present a neat appearance, be polite and convey a customer-oriented attitude. Contestants will be judged in part on their composure and self-confidence. | | 5 | | | | | | | | | | | | | | | | | | | | | | | | | |
| TOTAL POINTS | | 30 | | | | | | | | | | | | | | | | | | | | | | | | | |

NOTES





NOTES

NOTES





THE COMPETITION IS IN THE BAG!

BESTBAGGER.COM