

# TABLE OF CONTENTS

<b>1st Meeting</b>	<b>Aliens Too!</b>	2-5
	In class study to open the I Peter study.	
	Read and understand How to do a Book Survey	6,7
<b>Survey</b>	<b>How to do a Book Survey</b>	6,7
	Survey Sheet for 1 Peter	8
	Read and understand How to do ABC Bible Study	9,10
<b>Studies</b>	<b>How to do ABC Bible Study</b>	9,10
	Study Sheet for 1 Peter 1	11
	Study Sheet for 1 Peter 2	12
	Study Sheet for 1 Peter 3	13
	Study Sheet for 1 Peter 4	14
	Study Sheet for 1 Peter 5	15
	Read and understand How to do a Book Summary	16,17
<b>Summary</b>	<b>How to do a Book Summary</b>	16,17
	Summary Sheet for 1 Peter	18

# TABLE OF CONTENTS

<b>1st Meeting</b>	<b>Aliens Too!</b>	2-5
	In class study to open the I Peter study.	
	Read and understand How to do a Book Survey	6,7
<b>Survey</b>	<b>How to do a Book Survey</b>	6,7
	Survey Sheet for 1 Peter	8
	Read and understand How to do ABC Bible Study	9,10
<b>Studies</b>	<b>How to do ABC Bible Study</b>	9,10
	Study Sheet for 1 Peter 1	11
	Study Sheet for 1 Peter 2	12
	Study Sheet for 1 Peter 3	13
	Study Sheet for 1 Peter 4	14
	Study Sheet for 1 Peter 5	15
	Read and understand How to do a Book Summary	16,17
<b>Summary</b>	<b>How to do a Book Summary</b>	16,17
	Summary Sheet for 1 Peter	18



# ALIENS TOO!

Check out any alien flick and you'll come to one conclusion, "our world doesn't like aliens." So when Peter writes a letter "to those who reside as aliens" (1 Peter 1:1 NASB) he is recognizing that when we choose to live for Christ that we shouldn't be

surprised when suffering occurs. The word 'alien' or 'stranger' used in 1 Peter (1:1; 1:17; 2:11) emphasizes both foreign nationality and temporary citizenship. In Hebrews 11:13-16 it says that people of faith admit that they are aliens and strangers on earth. Oh, we're not aliens externally of course but inside we have a different homeland. We have a different Master, a different set of values, and a different way of living. In your small group look at one or two of the chapters in I Peter to discover from the book of 1 Peter what it means to be an alien. Share with others what you find. During your Quiet Time this week finish the other chapters to discover these five attributes of an alien.

- a different **A**llegiance      Who is the alien's master? What is the Master like?
- a different **L**ifestyle      How does the alien live differently? What is the world's response to the alien's lifestyle?
- a different **I**dentify      How is the alien (the believer) described? What pictures or images are used to help us understand our identity? (e.g. newborn babes 1 Pet 2:2)
- a different **E**ternity      How does an alien view eternity? How does this give the alien hope?
- different **N**ecessities      What is valuable (precious) to the alien?



# ALIENS TOO!

Check out any alien flick and you'll come to one conclusion, "our world doesn't like aliens." So when Peter writes a letter "to those who reside as aliens" (1 Peter 1:1 NASB) he is recognizing that when we choose to live for Christ that we shouldn't be

surprised when suffering occurs. The word 'alien' or 'stranger' used in 1 Peter (1:1; 1:17; 2:11) emphasizes both foreign nationality and temporary citizenship. In Hebrews 11:13-16 it says that people of faith admit that they are aliens and strangers on earth. Oh, we're not aliens externally of course but inside we have a different homeland. We have a different Master, a different set of values, and a different way of living. In your small group look at one or two of the chapters in I Peter to discover from the book of 1 Peter what it means to be an alien. Share with others what you find. During your Quiet Time this week finish the other chapters to discover these five attributes of an alien.

- a different **A**llegiance      Who is the alien's master? What is the Master like?
- a different **L**ifestyle      How does the alien live differently? What is the world's response to the alien's lifestyle?
- a different **I**dentify      How is the alien (the believer) described? What pictures or images are used to help us understand our identity? (e.g. newborn babes 1 Pet 2:2)
- a different **E**ternity      How does an alien view eternity? How does this give the alien hope?
- different **N**ecessities      What is valuable (precious) to the alien?

# 1 PETER 1

a different **A** llegiance

a different **L** ifestyle

a different **I** dentity

a different **E** ternity

different **N** ecessities

# 1 PETER 2

a different **A** llegiance

a different **L** ifestyle

a different **I** dentity

a different **E** ternity

different **N** ecessities

# 1 PETER 1

a different **A** llegiance

a different **L** ifestyle

a different **I** dentity

a different **E** ternity

different **N** ecessities

# 1 PETER 2

a different **A** llegiance

a different **L** ifestyle

a different **I** dentity

a different **E** ternity

different **N** ecessities

# 1 PETER 3

a different **A**llegiance

a different **L**ifestyle

a different **I**dentify

a different **E**ternity

different **N**ecessities

# 1 PETER 3

a different **A**llegiance

a different **L**ifestyle

a different **I**dentify

a different **E**ternity

different **N**ecessities

# 1 PETER 4

a different **A**llegiance

a different **L**ifestyle

a different **I**dentify

a different **E**ternity

different **N**ecessities

# 1 PETER 4

a different **A**llegiance

a different **L**ifestyle

a different **I**dentify

a different **E**ternity

different **N**ecessities

# I PETER 5

a different **A**llegiance

a different **L**ifestyle

a different **I**dentify

a different **E**ternity

different **N**ecessities

## SUMMARY

After looking at I Peter how would you summarize the attributes of an alien?  
What difference will it make in your life now that you have discovered this?

a different **A**llegiance

a different **L**ifestyle

a different **I**dentify

a different **E**ternity

different **N**ecessities

# I PETER 5

a different **A**llegiance

a different **L**ifestyle

a different **I**dentify

a different **E**ternity

different **N**ecessities

## SUMMARY

After looking at I Peter how would you summarize the attributes of an alien?  
What difference will it make in your life now that you have discovered this?


a different **A**llegiance

a different **L**ifestyle

a different **I**dentify

a different **E**ternity

different **N**ecessities



## **HOW TO DO A BOOK SURVEY**

1. Read the book as many times as you can.
  - A. Read it in different versions.
  - B. Do this in at least 3 different settings.
  - C. Go through the same book in Quiet Time.
2. List the major themes and highlights of the book.
  - A. Look for key words and phrases.
3. Make a loose tentative outline.
  - A. Look for major divisions in the book- also transitions on words.
  - B. Choose a title that is unique to the book.
4. Summarize the historical background of the book:
  - A. Sources to use:
    - Bible Handbook
    - Study Bible
    - Bible Dictionary
    - Commentaries
    - Concordance
  - B. Information to include:
    - To whom was it written
    - By whom was it written (Do life investigation.)
    - When was it written
    - Why was it written



## **HOW TO DO A BOOK SURVEY**

1. Read the book as many times as you can.
  - A. Read it in different versions.
  - B. Do this in at least 3 different settings.
  - C. Go through the same book in Quiet Time.
2. List the major themes and highlights of the book.
  - A. Look for key words and phrases.
3. Make a loose tentative outline.
  - A. Look for major divisions in the book- also transitions on words.
  - B. Choose a title that is unique to the book.
4. Summarize the historical background of the book:
  - A. Sources to use:
    - Bible Handbook
    - Study Bible
    - Bible Dictionary
    - Commentaries
    - Concordance
  - B. Information to include:
    - To whom was it written
    - By whom was it written (Do life investigation.)
    - When was it written
    - Why was it written

5. Make a chart to summarize what you have discovered in your survey. Make it on one sheet of paper. Use the chart on the following page or design your own. The value of such a chart is that it enables you to picture visually the contents and divisions of a book.
6. Read the book again.
7. Make an application. Consult the application page in this handout for help on making applications.

OPTIONAL

8. Write a paragraph answering this question: "What is the importance of this book to Christian knowledge, life and service?"
9. Look up key people in the book in a concordance and/or Bible dictionary.
10. Look up key cities. (Use a Bible atlas or a Bible dictionary.)

5. Make a chart to summarize what you have discovered in your survey. Make it on one sheet of paper. Use the chart on the following page or design your own. The value of such a chart is that it enables you to picture visually the contents and divisions of a book.
6. Read the book again.
7. Make an application. Consult the application page in this handout for help on making applications.

OPTIONAL

8. Write a paragraph answering this question: "What is the importance of this book to Christian knowledge, life and service?"
9. Look up key people in the book in a concordance and/or Bible dictionary.
10. Look up key cities. (Use a Bible atlas or a Bible dictionary.)

# BOOK SURVEY

Survey	Book Title:
	Author of Book:
	Time of Book:
	People in Book:
	Places in Book:
Theme of Book:	
Significance of Book:	
Titles	
Chapters	
Key Verses	
Themes	

# BOOK SURVEY

Survey	Book Title:
	Author of Book:
	Time of Book:
	People in Book:
	Places in Book:
Theme of Book:	
Significance of Book:	
Titles	
Chapters	
Key Verses	
Themes	





## HOW TO DO ABC BIBLE STUDY

You can use the charts on the following pages or your own paper to record your ABC study.

### A- A title

Jot down two or three titles that come to mind as you study, then select the best one or make a composite of them. The title should give the summary of the chapter in the form of a heading.


### B- Basic Passage

Choose the verse or group of verses (no more than three) which includes the central meaning or is the key to the contents of the passage. This passage should connect with the title.

### C- Challenge

As you study the passage ask God to challenge your heart in a personal way from a particular portion of the chapter. As God reveals this to you write out in your own words the corresponding verse(s) from which you are taking your challenge. Then write out how the challenge applies to you and state what you plan to do about it. Make your applications specific (What exactly do I need to do?), measurable (How will I know when I have applied this to my life?), and attainable (Can I finish it this week?).

Examples:      Bad: I need to be more loving.  
                    Good: I will show love to my roommate by making his bed all week.



## HOW TO DO ABC BIBLE STUDY

You can use the charts on the following pages or your own paper to record your ABC study.

### A- A title

Jot down two or three titles that come to mind as you study, then select the best one or make a composite of them. The title should give the summary of the chapter in the form of a heading.

### B- Basic Passage

Choose the verse or group of verses (no more than three) which includes the central meaning or is the key to the contents of the passage. This passage should connect with the title.

### C- Challenge

As you study the passage ask God to challenge your heart in a personal way from a particular portion of the chapter. As God reveals this to you write out in your own words the corresponding verse(s) from which you are taking your challenge. Then write out how the challenge applies to you and state what you plan to do about it. Make your applications specific (What exactly do I need to do?), measurable (How will I know when I have applied this to my life?), and attainable (Can I finish it this week?).

Examples:      Bad: I need to be more loving.  
                    Good: I will show love to my roommate by making his bed all week.

Types of Application:

- S- Is there a **sin** I need to avoid, confess or make right?
- P- Is there a **promise** God makes in this passage that I can ask Him to do for me?
- E- What **examples** are there to follow? Not to follow? Why?
- C- Are there any **commands** I need to obey?
- K- Is there any **knowledge** I received about God or found out I need to research?

D- Difficulties

Write down the number of the verse or verses that raise any questions in your mind as you study the passage. Then write out what specific question(s) you have about the verse. If time permits research the answer(s) to some of these questions.

E- Essence

Write out a summary or brief condensation of the passage. Summarize all parts of the passage equally not giving too much space to one part. One way to do this is to write one sentence in a rough draft for each successive thought in the passage, using your own words instead of the words of the text. Then condense your summary into fewer words, combining your sentences and making them shorter. You should average two to eight words per verse.

Types of Application:

- S- Is there a **sin** I need to avoid, confess or make right?
- P- Is there a **promise** God makes in this passage that I can ask Him to do for me?
- E- What **examples** are there to follow? Not to follow? Why?
- C- Are there any **commands** I need to obey?
- K- Is there any **knowledge** I received about God or found out I need to research?

D- Difficulties

Write down the number of the verse or verses that raise any questions in your mind as you study the passage. Then write out what specific question(s) you have about the verse. If time permits research the answer(s) to some of these questions.

E- Essence

Write out a summary or brief condensation of the passage. Summarize all parts of the passage equally not giving too much space to one part. One way to do this is to write one sentence in a rough draft for each successive thought in the passage, using your own words instead of the words of the text. Then condense your summary into fewer words, combining your sentences and making them shorter. You should average two to eight words per verse.

# ABC BIBLE STUDY

Date: \_\_\_\_\_

Study Passage: \_\_\_\_\_

**A** A Title \_\_\_\_\_

**B** Basic Passage \_\_\_\_\_

**C** Challenge \_\_\_\_\_

Verse of the Challenge: \_\_\_\_\_

Truth of the Challenge: \_\_\_\_\_

\_\_\_\_\_

\_\_\_\_\_

Personal Application of the Challenge: \_\_\_\_\_

\_\_\_\_\_

\_\_\_\_\_

\_\_\_\_\_

**D** Difficulties:

<i>Verse:</i>	<i>Difficulties</i>
_____	_____
_____	_____
_____	_____
_____	_____

**E** Essence: (summary) \_\_\_\_\_

\_\_\_\_\_

\_\_\_\_\_

\_\_\_\_\_

# ABC BIBLE STUDY

Date: \_\_\_\_\_

Study Passage: \_\_\_\_\_

**A** A Title \_\_\_\_\_

**B** Basic Passage \_\_\_\_\_

**C** Challenge \_\_\_\_\_

Verse of the Challenge: \_\_\_\_\_

Truth of the Challenge: \_\_\_\_\_

\_\_\_\_\_

\_\_\_\_\_

Personal Application of the Challenge: \_\_\_\_\_

\_\_\_\_\_

\_\_\_\_\_

\_\_\_\_\_

**D** Difficulties:

<i>Verse:</i>	<i>Difficulties</i>
_____	_____
_____	_____
_____	_____
_____	_____

**E** Essence: (summary) \_\_\_\_\_

\_\_\_\_\_

\_\_\_\_\_

\_\_\_\_\_

# ABC BIBLE STUDY

Date: \_\_\_\_\_

Study Passage: \_\_\_\_\_

**A** A Title \_\_\_\_\_

**B** Basic Passage \_\_\_\_\_

**C** Challenge \_\_\_\_\_

Verse of the Challenge: \_\_\_\_\_

Truth of the Challenge: \_\_\_\_\_

\_\_\_\_\_

\_\_\_\_\_

Personal Application of the Challenge: \_\_\_\_\_

\_\_\_\_\_

\_\_\_\_\_

\_\_\_\_\_

**D** Difficulties:

<i>Verse:</i>	<i>Difficulties</i>
_____	_____
_____	_____
_____	_____
_____	_____

**E** Essence: (summary) \_\_\_\_\_

\_\_\_\_\_

\_\_\_\_\_

\_\_\_\_\_

# ABC BIBLE STUDY

Date: \_\_\_\_\_

Study Passage: \_\_\_\_\_

**A** A Title \_\_\_\_\_

**B** Basic Passage \_\_\_\_\_

**C** Challenge \_\_\_\_\_

Verse of the Challenge: \_\_\_\_\_

Truth of the Challenge: \_\_\_\_\_

\_\_\_\_\_

\_\_\_\_\_

Personal Application of the Challenge: \_\_\_\_\_

\_\_\_\_\_

\_\_\_\_\_

\_\_\_\_\_

**D** Difficulties:

<i>Verse:</i>	<i>Difficulties</i>
_____	_____
_____	_____
_____	_____
_____	_____

**E** Essence: (summary) \_\_\_\_\_

\_\_\_\_\_

\_\_\_\_\_

\_\_\_\_\_

# ABC BIBLE STUDY

Date: \_\_\_\_\_

Study Passage: \_\_\_\_\_

**A** A Title \_\_\_\_\_

**B** Basic Passage \_\_\_\_\_

**C** Challenge \_\_\_\_\_

Verse of the Challenge: \_\_\_\_\_

Truth of the Challenge: \_\_\_\_\_

\_\_\_\_\_

\_\_\_\_\_

Personal Application of the Challenge: \_\_\_\_\_

\_\_\_\_\_

\_\_\_\_\_

\_\_\_\_\_

**D** Difficulties:

<i>Verse:</i>	<i>Difficulties</i>
_____	_____
_____	_____
_____	_____
_____	_____

**E** Essence: (summary) \_\_\_\_\_

\_\_\_\_\_

\_\_\_\_\_

\_\_\_\_\_

# ABC BIBLE STUDY

Date: \_\_\_\_\_

Study Passage: \_\_\_\_\_

**A** A Title \_\_\_\_\_

**B** Basic Passage \_\_\_\_\_

**C** Challenge \_\_\_\_\_

Verse of the Challenge: \_\_\_\_\_

Truth of the Challenge: \_\_\_\_\_

\_\_\_\_\_

\_\_\_\_\_

Personal Application of the Challenge: \_\_\_\_\_

\_\_\_\_\_

\_\_\_\_\_

\_\_\_\_\_

**D** Difficulties:

<i>Verse:</i>	<i>Difficulties</i>
_____	_____
_____	_____
_____	_____
_____	_____

**E** Essence: (summary) \_\_\_\_\_

\_\_\_\_\_

\_\_\_\_\_

\_\_\_\_\_

# ABC BIBLE STUDY

Date: \_\_\_\_\_

Study Passage: \_\_\_\_\_

**A** A Title \_\_\_\_\_

**B** Basic Passage \_\_\_\_\_

**C** Challenge \_\_\_\_\_

Verse of the Challenge: \_\_\_\_\_

Truth of the Challenge: \_\_\_\_\_

\_\_\_\_\_

\_\_\_\_\_

Personal Application of the Challenge: \_\_\_\_\_

\_\_\_\_\_

\_\_\_\_\_

\_\_\_\_\_

**D** Difficulties:

<i>Verse:</i>	<i>Difficulties</i>
_____	_____
_____	_____
_____	_____
_____	_____

**E** Essence: (summary) \_\_\_\_\_

\_\_\_\_\_

\_\_\_\_\_

\_\_\_\_\_

# ABC BIBLE STUDY

Date: \_\_\_\_\_

Study Passage: \_\_\_\_\_

**A** A Title \_\_\_\_\_

**B** Basic Passage \_\_\_\_\_

**C** Challenge \_\_\_\_\_

Verse of the Challenge: \_\_\_\_\_

Truth of the Challenge: \_\_\_\_\_

\_\_\_\_\_

\_\_\_\_\_

Personal Application of the Challenge: \_\_\_\_\_

\_\_\_\_\_

\_\_\_\_\_

\_\_\_\_\_

**D** Difficulties:

<i>Verse:</i>	<i>Difficulties</i>
_____	_____
_____	_____
_____	_____
_____	_____

**E** Essence: (summary) \_\_\_\_\_

\_\_\_\_\_

\_\_\_\_\_

\_\_\_\_\_

# ABC BIBLE STUDY

Date: \_\_\_\_\_

Study Passage: \_\_\_\_\_

**A** A Title \_\_\_\_\_

**B** Basic Passage \_\_\_\_\_

**C** Challenge \_\_\_\_\_

Verse of the Challenge: \_\_\_\_\_

Truth of the Challenge: \_\_\_\_\_

\_\_\_\_\_

\_\_\_\_\_

Personal Application of the Challenge: \_\_\_\_\_

\_\_\_\_\_

\_\_\_\_\_

\_\_\_\_\_

**D** Difficulties:

<i>Verse:</i>	<i>Difficulties</i>
_____	_____
_____	_____
_____	_____
_____	_____

**E** Essence: (summary) \_\_\_\_\_

\_\_\_\_\_

\_\_\_\_\_

\_\_\_\_\_

# ABC BIBLE STUDY

Date: \_\_\_\_\_

Study Passage: \_\_\_\_\_

**A** A Title \_\_\_\_\_

**B** Basic Passage \_\_\_\_\_

**C** Challenge \_\_\_\_\_

Verse of the Challenge: \_\_\_\_\_

Truth of the Challenge: \_\_\_\_\_

\_\_\_\_\_

\_\_\_\_\_

Personal Application of the Challenge: \_\_\_\_\_

\_\_\_\_\_

\_\_\_\_\_

\_\_\_\_\_

**D** Difficulties:

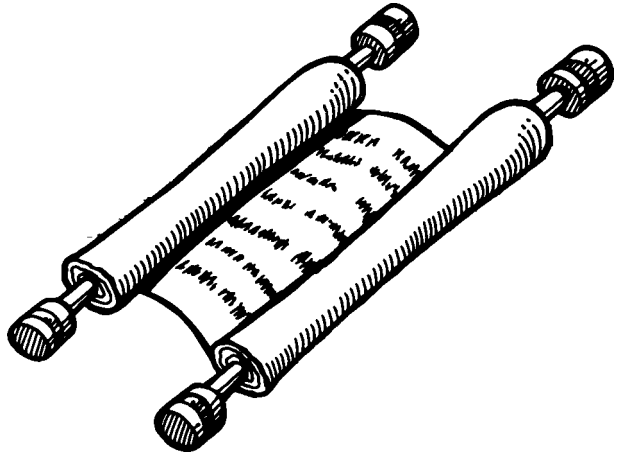
<i>Verse:</i>	<i>Difficulties</i>
_____	_____
_____	_____
_____	_____
_____	_____

**E** Essence: (summary) \_\_\_\_\_

\_\_\_\_\_

\_\_\_\_\_

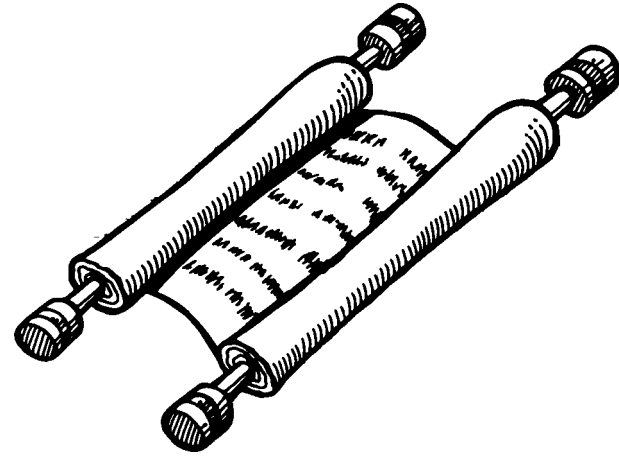
\_\_\_\_\_



## **HOW TO DO A BOOK SUMMARY**

You can use the chart on the following page or your own paper to record your insights on the book summary.

1. Review your Book Survey.
2. Reread the book one to three times.
3. List chapter titles and key verse for book. Revise if necessary.
4. Write out what you believe to be the theme of the book and its significance for today.
5. Outline or summarize the book using your chapter outline as a guide. Do not necessarily limit yourself to chapter divisions. A good outline has 2-4 main divisions.
6. List your applications.
7. Reread the book, comparing your chapter titles and your outline.



## **HOW TO DO A BOOK SUMMARY**

You can use the chart on the following page or your own paper to record your insights on the book summary.

1. Review your Book Survey.
2. Reread the book one to three times.
3. List chapter titles and key verse for book. Revise if necessary.
4. Write out what you believe to be the theme of the book and its significance for today.
5. Outline or summarize the book using your chapter outline as a guide. Do not necessarily limit yourself to chapter divisions. A good outline has 2-4 main divisions.
6. List your applications.
7. Reread the book, comparing your chapter titles and your outline.



8. Consider your book title. Have you chosen one that uniquely describes the book you have studied?

OPTIONAL

9. List major lessons and challenges from the book.
10. Memorize book title, chapter titles, and key verse(s).
11. Mark sections that would be especially helpful in teaching or helping someone else. You can make a diagram, an outline, or an illustration to help communicate the truth of these key passages.
12. Collect all your studies, summary and survey in a notebook or file for future reference.

8. Consider your book title. Have you chosen one that uniquely describes the book you have studied?

OPTIONAL

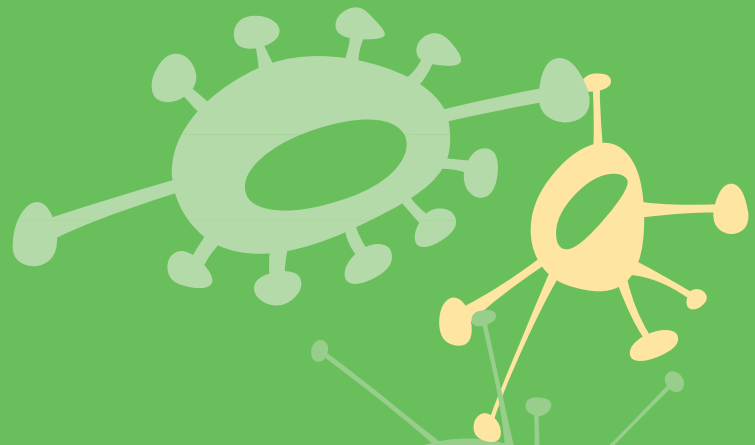
9. List major lessons and challenges from the book.
10. Memorize book title, chapter titles, and key verse(s).
11. Mark sections that would be especially helpful in teaching or helping someone else. You can make a diagram, an outline, or an illustration to help communicate the truth of these key passages.
12. Collect all your studies, summary and survey in a notebook or file for future reference.

# BOOK SUMMARY

Summary	Book Title:
	Author of Book:
	Key Verse:
	Theme of Book:
Significance of Book:	
Titles	
Chapters	
Key Verses	
Book Outline and/or Summary	
Applications	

# BOOK SUMMARY

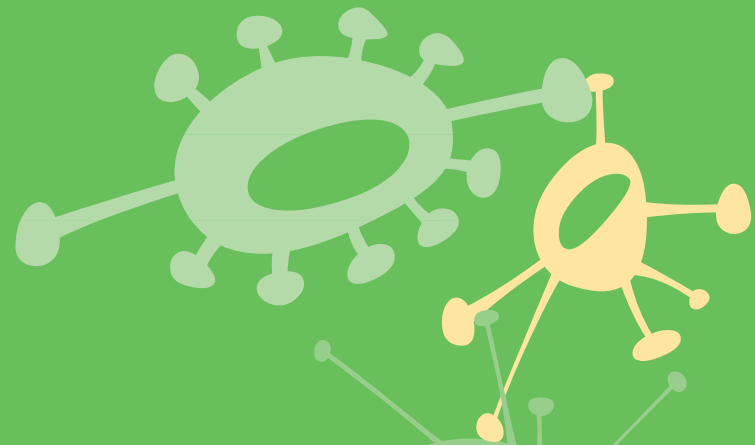
Summary	Book Title:
	Author of Book:
	Key Verse:
	Theme of Book:
Significance of Book:	
Titles	
Chapters	
Key Verses	
Book Outline and/or Summary	
Applications	



# ALIENS

Planetary Pilgrims  
on a Millennial Mission

*a study of 1 Peter*



# ALIENS

Planetary Pilgrims  
on a Millennial Mission

*a study of 1 Peter*